



ಬೃಹತ್ ಬೆಂಗಳೂರು ಮಹಾನಗರ ಪಾಲಿಕೆ
Bruhat Bengaluru Mahanagara Palike



BBMP COVID-19 WAR ROOM BULLETIN - 21.05.2021

BBMP / COVID-19 WAR ROOM / BULLETIN – 424/ 21.05.2021 / #BBMPfightsCOVID19



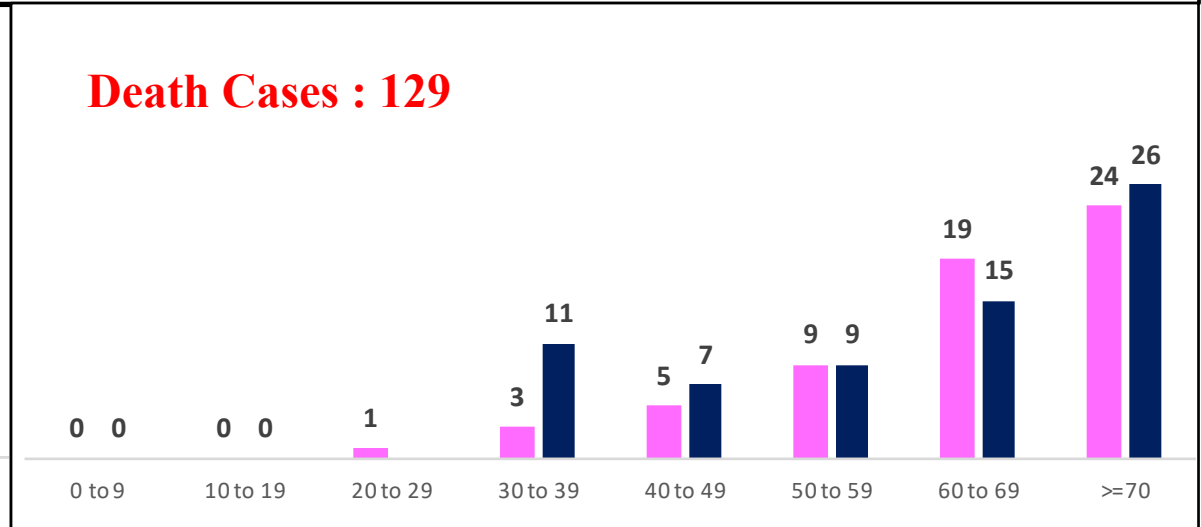
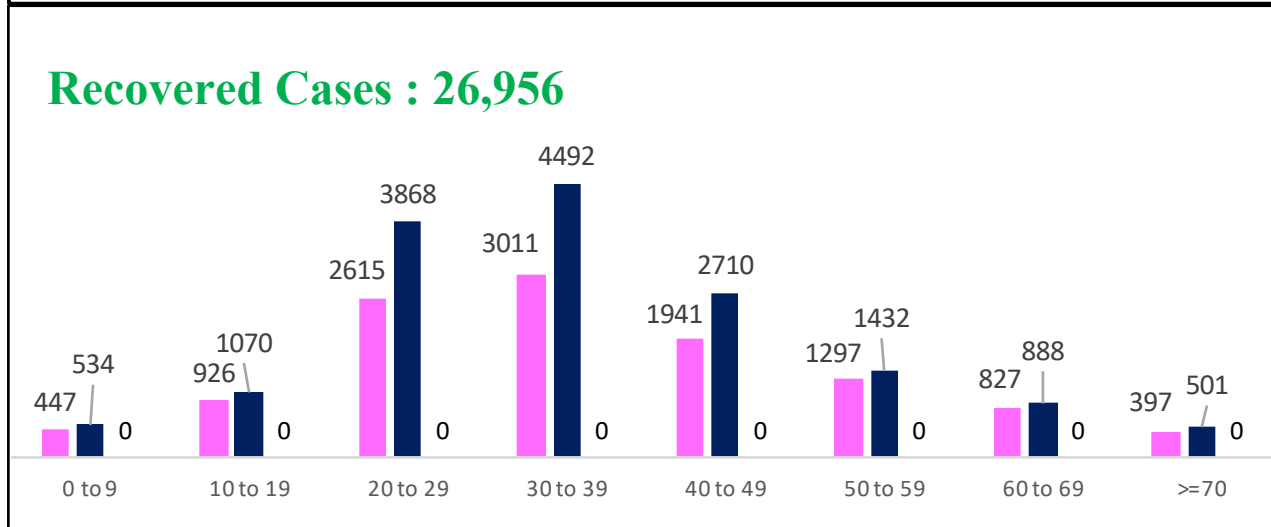
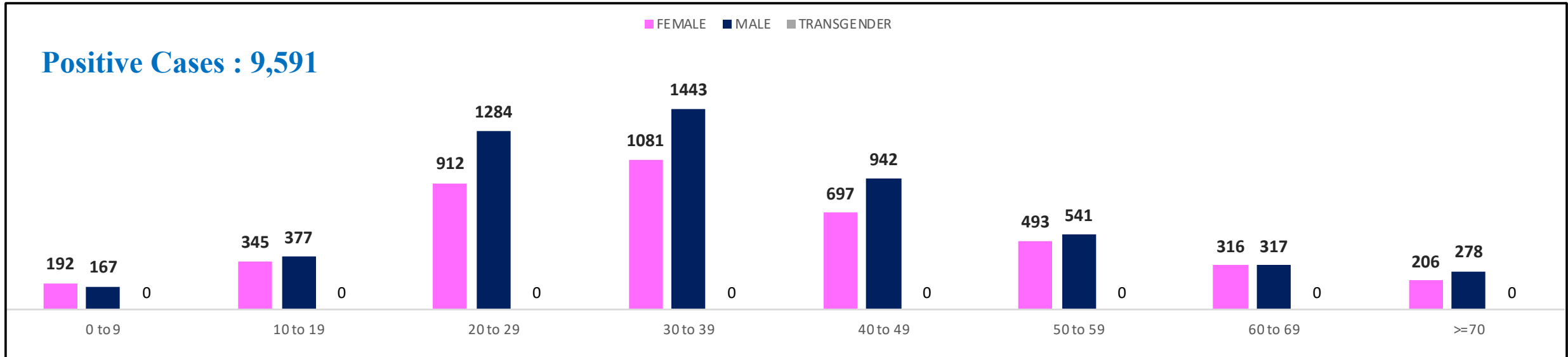
ABSTRACT OF COVID-19 CASES IN BENGALURU



	MALE	FEMALE	TRANSGENDER	MALE	FEMALE	TRANSGENDER	TOTAL	
	Last 24 Hours	Last 24 Hours	Last 24 Hours	Cumulative	Cumulative	Cumulative	Last 24 Hours	Cumulative
Positive Cases	5,349	4,242	0	6,61,201	4,42,524	119	9,591	11,03,844
Recovered Cases	15,495	11,461	0	4,86,174	3,17,797	85	26,956	8,04,056
Death Cases	68	61	0	6,864	3,789	4	129	10,657
Total Tests Done	In Last 24 hrs : 49,670			Cumulative : 1,23,54,116				
ACTIVE CASES					2,89,131			



LAST 24 HOURS AGE GROUP AND GENDER WISE DISTRIBUTION





SNAPSHOT OF BENGALURU COVID-19 CASES IN LAST 8 WEEKS



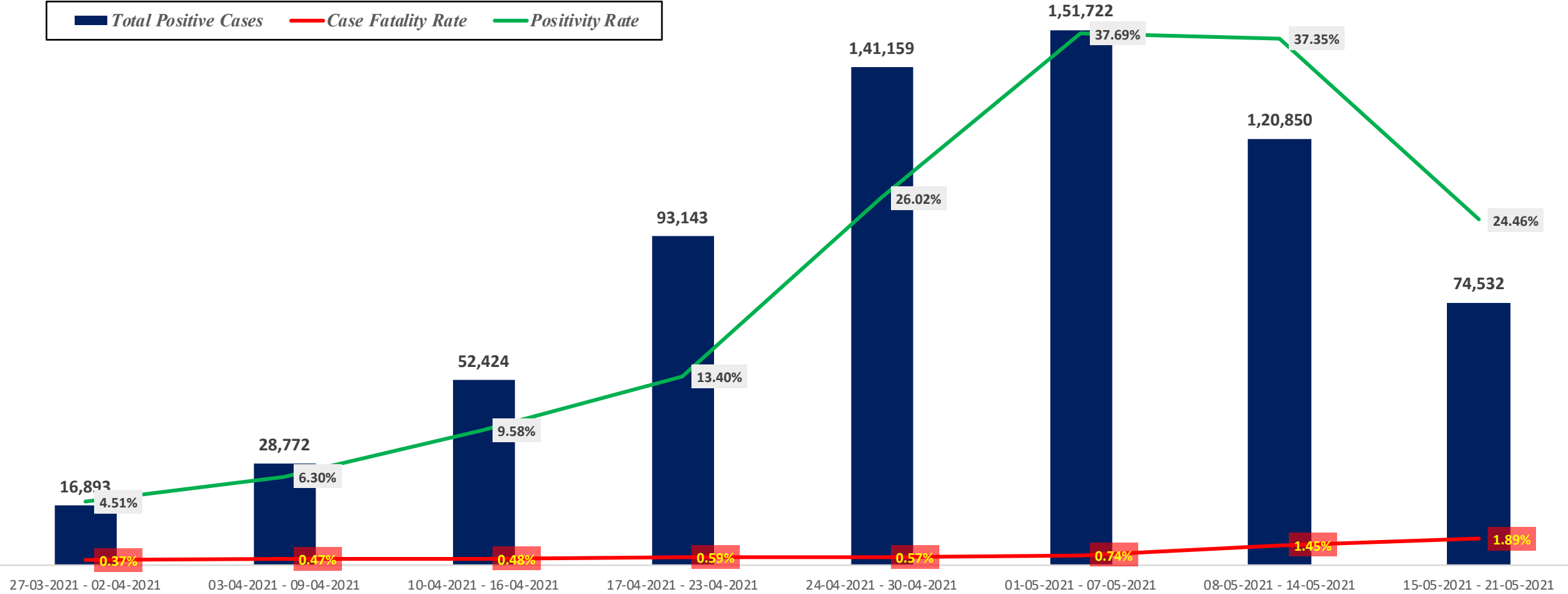
	27/03/21 TO 02/04/21	03/04/21 TO 09/04/21	10/04/21 TO 16/04/21	17/04/21 TO 23/04/21	24/04/21 TO 30/04/21	01/05/21 TO 07/05/21	08/05/21 TO 14/05/21	15/05/21 TO 21/05/21
Total Positive Cases	16,893	28,772	52,424	93,143	1,41,159	1,51,722	1,20,850	74,532
Total Recovered Cases	5557	10,713	15,082	22,581	30,924	67,686	1,00,211	1,44,853
Total Death Cases	63	134	251	554	801	1119	1756	1410
Case Fatality Rate	0.37%	0.47%	0.48%	0.59%	0.57%	0.74%	1.45%	1.89%
Total Tests Conducted	3,74,578	4,56,842	5,47,232	6,94,906	5,42,572	4,02,583	3,23,568	3,04,689
Positivity Rate	4.51%	6.30%	9.58%	13.40%	26.02%	37.69%	37.35%	24.46%



POSITIVITY AND MORTALITY RATE OF BENGALURU – LAST 8 WEEKS

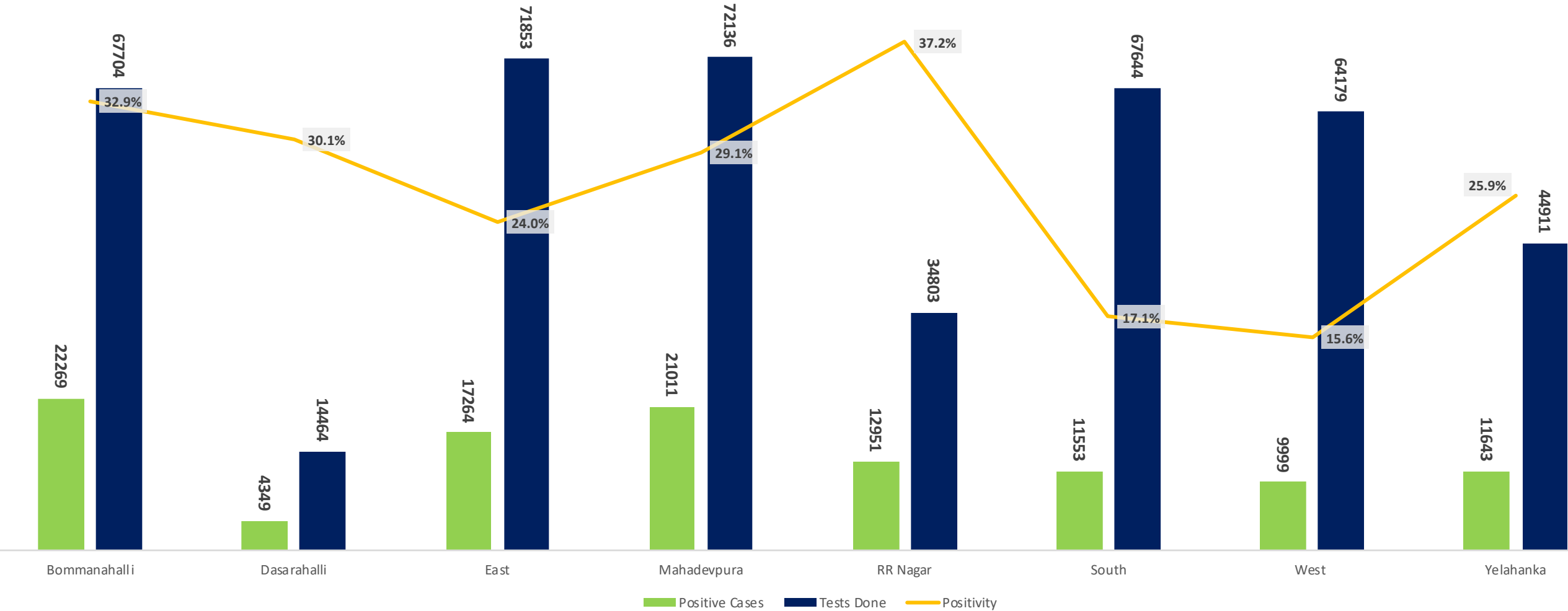


■ Total Positive Cases — Case Fatality Rate — Positivity Rate



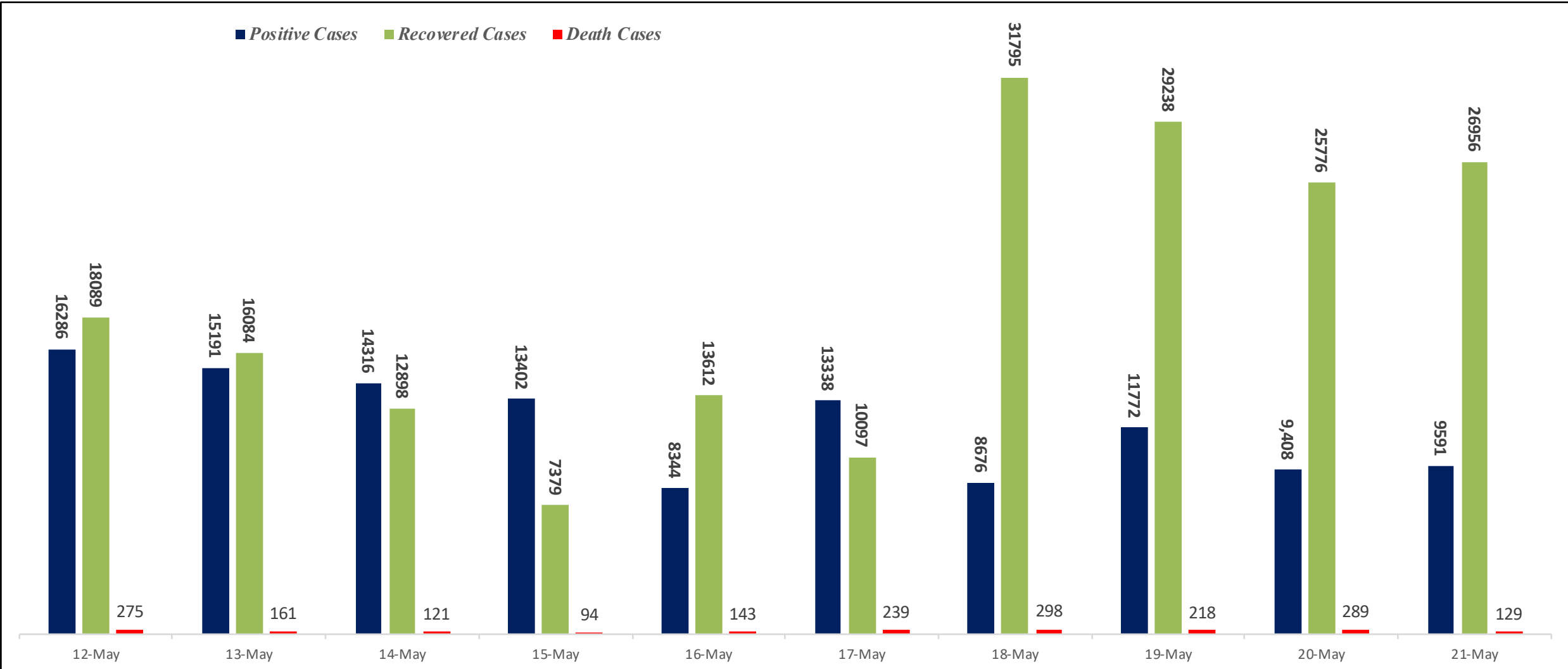


ZONE WISE POSITIVITY TREND IN LAST 10 DAYS





SAPSHOT OF POSITIVE, RECOVERED AND DEATH CASES OVER LAST 10 DAYS ACROSS BBMP ZONES

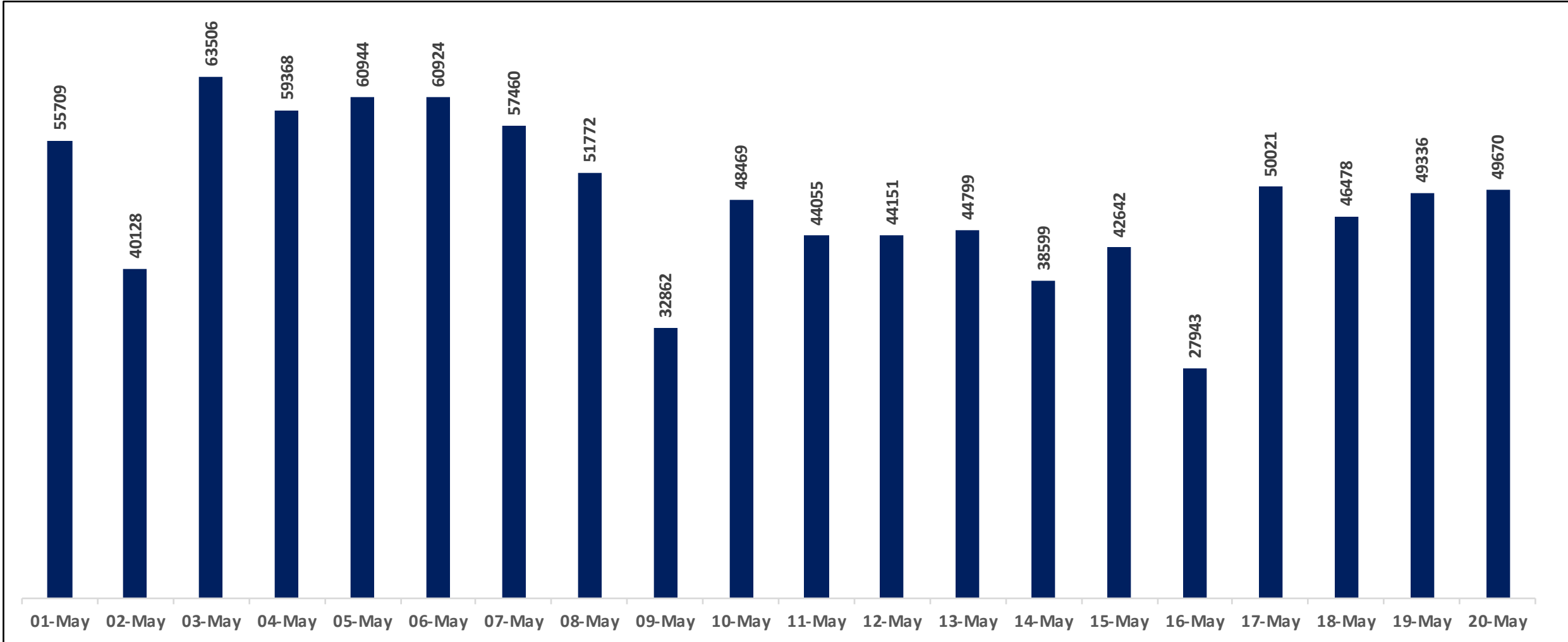




TESTING TRENDS IN BENGALURU



Number of Test Conducted	Test Conducted Last 24 hours
1,23,54,116	49,670



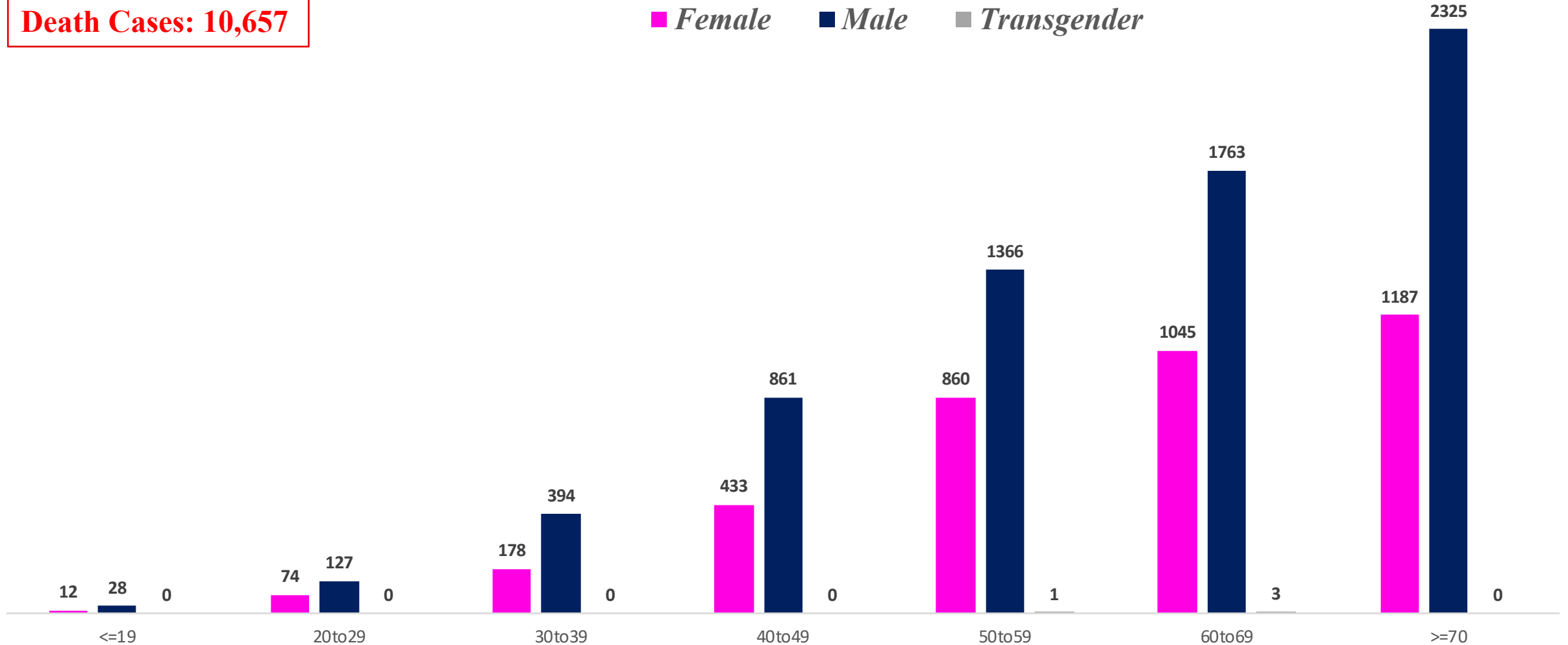


AGE AND GENDER WISE DISTRIBUTION OF DEATH CASES



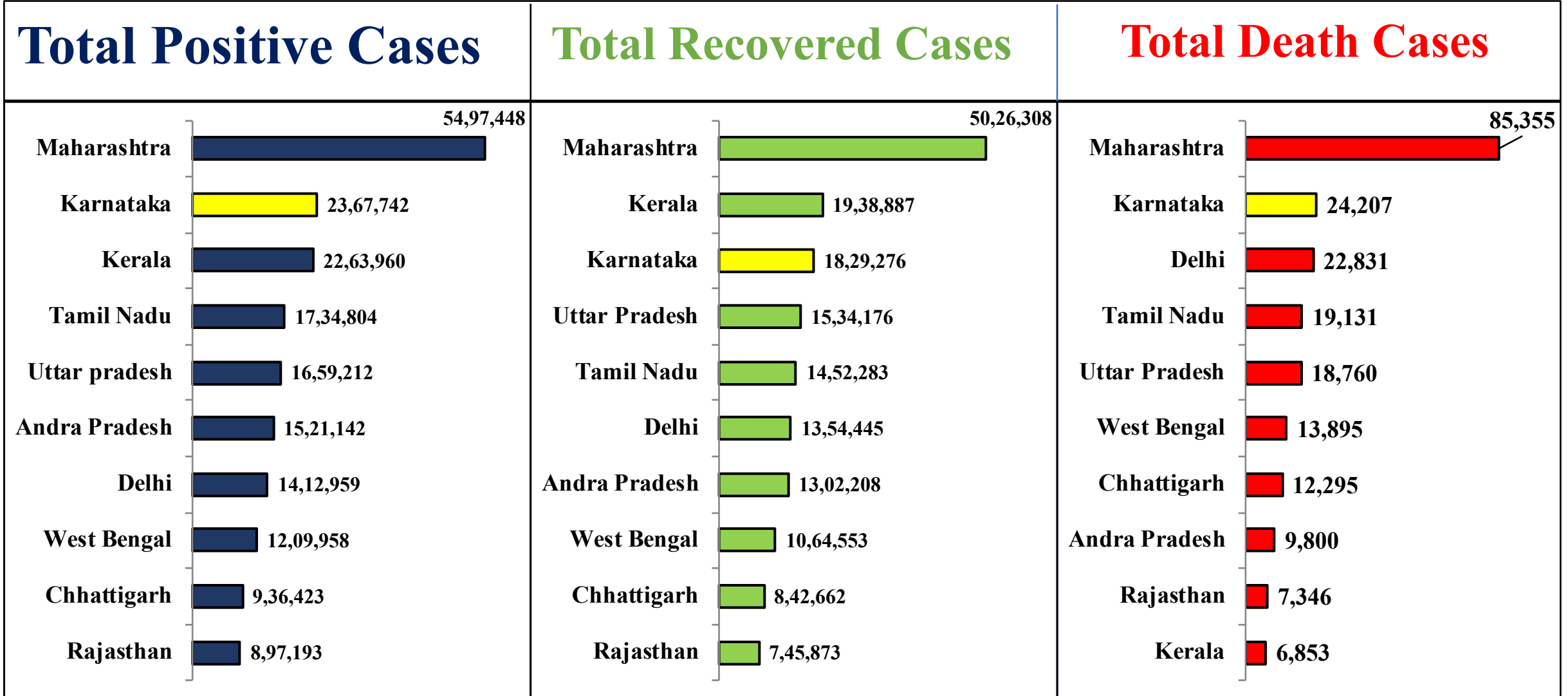
Death Cases: 10,657

■ Female ■ Male ■ Transgender



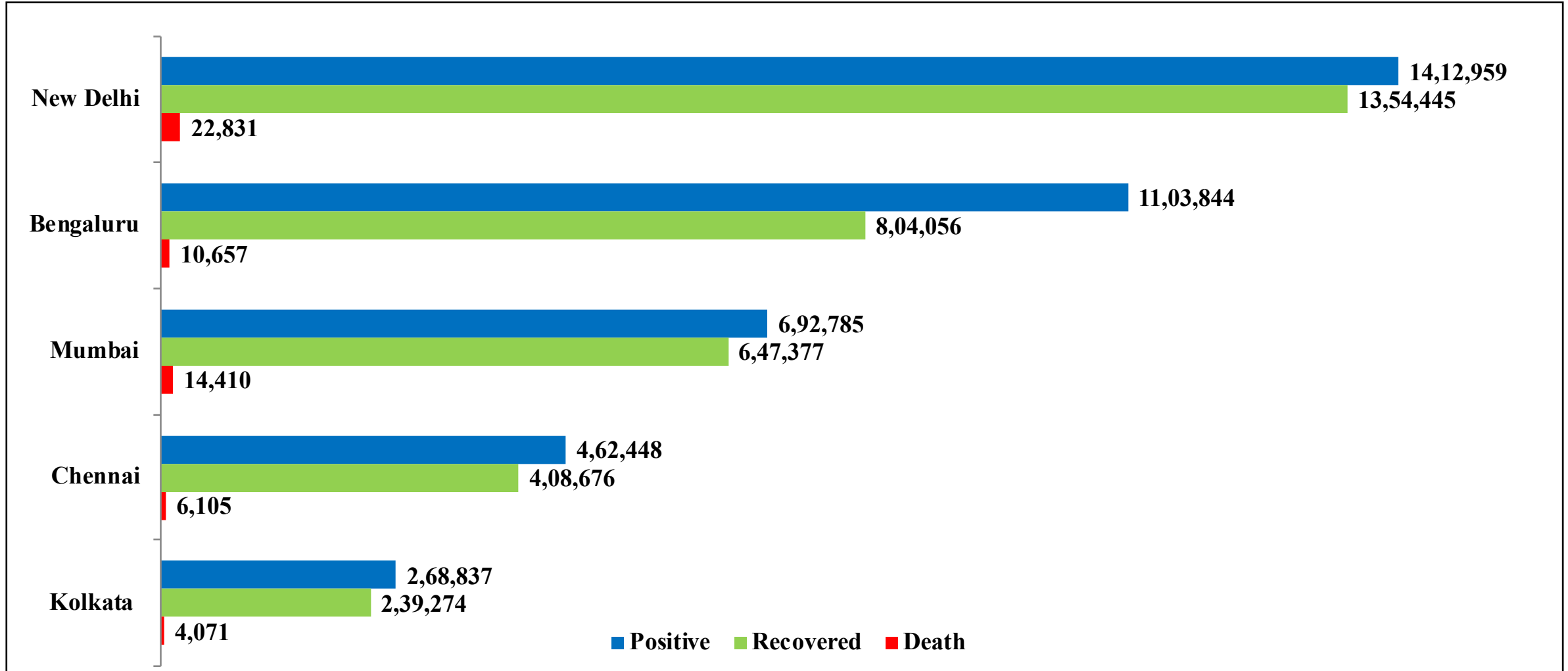


TOP 10 COVID19 AFFECTED INDIAN STATES AS ON 20.05.2021



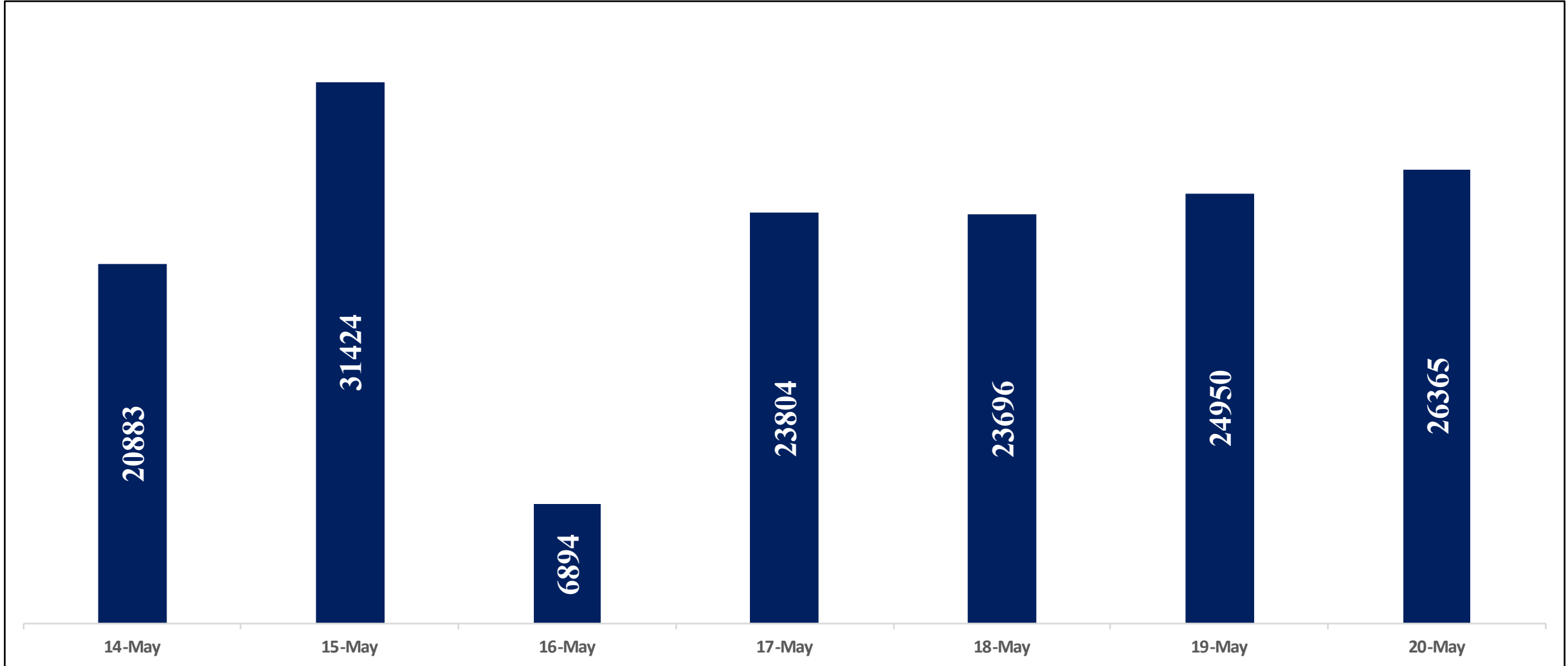


BENGALURU AND METROPOLITIAN CITIES AS ON 20.05.2021





TOTAL VACCINATION DONE IN LAST 7 DAYS





COVID BED STATUS AS ON 21.05.2021



SR. NO.	Facility Type	No. of Hospital	Total Allocated Beds for C+ Patients					Occupied Beds for C+ Patients					Net Available Beds for C+ Patients				
			Gen Beds	HDU	ICU Beds	ICU-V	Total	Gen Beds	HDU	ICU Beds	ICU-V	Total	Gen Beds	HDU	ICU Beds	ICU-V	Total
1	Government Medical Colleges	4	60	675	63	82	880	19	581	63	82	745	41	94	0	0	135
2	Government Hospitals	16	730	122	70	115	1037	431	114	70	115	730	299	8	0	0	307
3	Private Medical Colleges	12	4011	2300	146	199	6656	722	2132	146	199	3199	3289	168	0	0	3457
4	Private Hospitals	141	2539	1694	317	207	4757	1461	1536	307	202	3506	1078	158	10	5	1251
Total Beds		173	7340	4791	596	603	13330	2633	4363	586	598	8180	4707	428	10	5	5150

* All available ICU & Ventilator beds in private hospitals are for pediatric care

* Status as on 19.05.2021 – 7:00 PM



SNAPSHOT OF COVID-19 CASES IN BENGALURU URBAN



**Total Wards With
>500 Cases* :
58**

**Tests Conducted
On 20.05.2021:
49,670**

**Recovery
Rate:
72.84%**

**Total
Active Cases :
2,89,131**

**Total Vaccinated on
20.05.2021:
26,365**

**Positivity
Rate* :
33.83%**

**Active
Rate:
26.19%**

**Case
Fatality Rate* :
1.26%**



*Total positive cases In the past 10 days

*CFR and positivity as for May 2021



ಬೃಹತ್ ಬೆಂಗಳೂರು ಮಹಾನಗರ ಪಾಲಿಕೆ
Bruhat Bengaluru Mahanagara Palike



Download BBMP Bulletin	https://bbmp.gov.in/warroombulletin.html
For BBMPCovid19 Bed Status:	https://bbmpgov.com/chbms/
To register for vaccination :	https://selfregistration.cowin.gov.in/
BBMP COVID19 Dashboard:	covid19.bbmpgov.in/
Follow us on:	 www.facebook.com/bbmp.comm1/
	 twitter.com/BBMPCOMM

Issued by:




**Honorable Chief Commissioner, BBMP
Special Commissioner Health & IT, BBMP
MD, Bengaluru Smart City Limited**

THANK YOU !

**Stronger immune system,
stronger protection against COVID**

my
GOV
मेरी सरकार

Here's how you can strengthen
your immune system

-  keep hands clean
-  practice yoga & exercise
-  maintain vitamin levels
-  drink adequate water
-  eat plenty of fruits and vegetables
-  quit smoking
-  wash food items thoroughly
-  get enough sleep